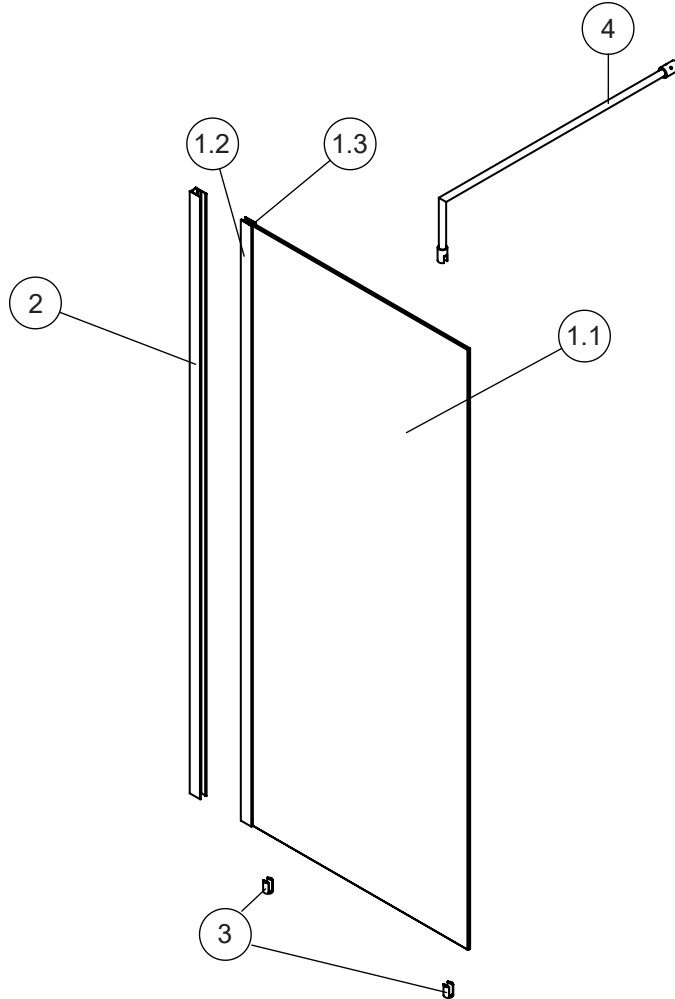


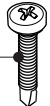



V56310| V56309| V56317| V56318

LISTE DES PIÈCES / PARTS LISTING



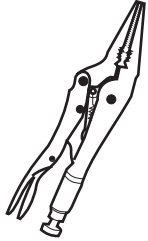
QUINCAILLERIE / HARDWARE

- 7.1  CHEVILLE #6-1
WALL PLUG #6-1
- 7.2  VIS #8-3/8"
SCREW #8-3/8"
- 7.3  VIS #8-1 1/4"
SCREW #8-1 1/4"
- 7.4  CAPUCHON COUVRE-VIS
SCREW CAP

ITEM NO.	FLEURCO CODE	PIÈCES / PARTS	QTY
1.1		PANNEAU FIXE / FIXED PANEL	1
1.2	++15417-80	EXTENSEUR / EXPANDER	1
1.3	VINYLPAT-10MM	JOINT D'ÉTANCHÉITÉ / GASKET	1
2	++15419-80	JAMBAGE / WALL JAMB	1
3	EVBS CLIP10-XX	SUPPORT INFÉRIEUR / BOTTOM GLASS CLIP	2
4	EVBARXX-01	BARRE DE SUPPORT/ SUPPORT BAR	1
7.1		CHEVILLE / WALL PLUG #6-1	4
7.2		VIS AUTO-PERCANTE / SELF DRILLING SCREW #8-3/8	3
7.3		VIS AUTO-PERCANTE / SELF DRILLING SCREW #8-1 1/4	3
7.4		CAPUCHON COUVRE-VIS / SCREW CAP #8-8	4

V56310 | V56309 | V56317 | V56318

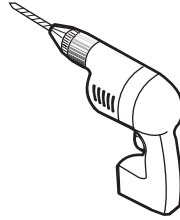
OUTILS REQUIS / TOOLS REQUIRED



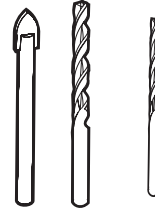
PINCE SERRE ÉTAU
LONG NOSE LOCKING PLIER



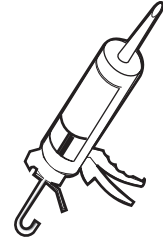
TOURNEVIS
SCREWDRIVERS



PERCEUSE
DRILL



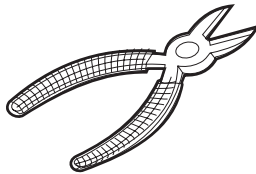
MÈCHE Ø1/4" & Ø1/8"
Ø1/4" & Ø1/8" DRILL BITS



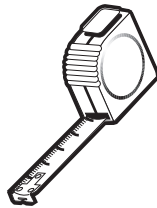
CELLANT
SILICONE



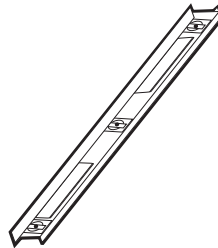
CRAYON
PENCIL



PINCE COUPANTE
CUTTING PLIER



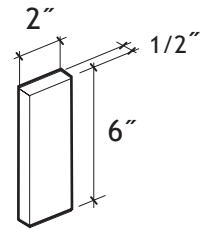
RUBAN À MESURER
TAPE MEASURE



NIVEAU
LEVEL




MAILLET
MALLET



BLOC
BLOCK

INSTALLATION DES COMPOSANTES / COMPONENTS INSTALLATION

- Barre de support
 - Support bar
- Voir page 15-16
See page 15-16

- Panneau de retour
 - Supports inférieurs
- Return panel
 - Bottom clips
- 
- Voir page 13-14
See page 13-14

