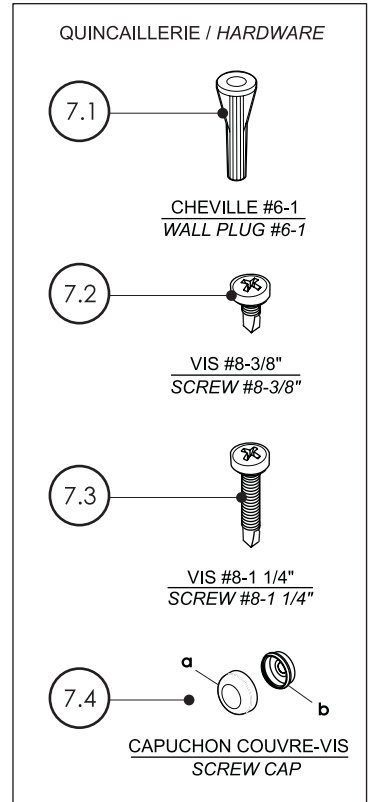
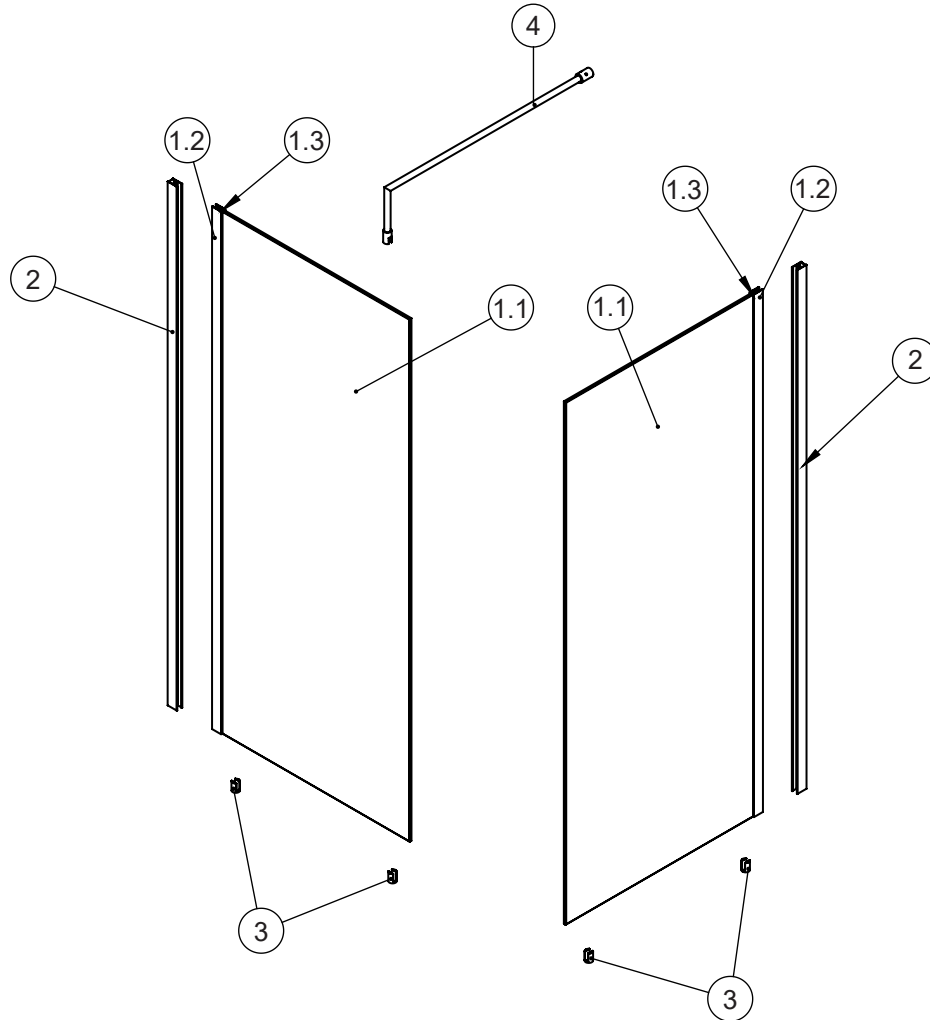


V56312

LISTE DES PIÈCES / PARTS LISTING

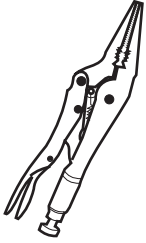


ITEM NO.	FLEURCO CODE	PIÈCES / PARTS	QTY
1.1		PANNEAU FIXE / FIXED PANEL	2
1.2	++15417-80	EXTENSEUR / EXPANDER	2
1.3	VINYLPAT-10MM	JOINT D'ÉTANCHÉITÉ / GASKET	2
2	++15419-80	JAMBAGE / WALL JAMB	2
3	EVBSCLIP10-XX	SUPPORT INFÉRIEUR / BOTTOM GLASS CLIP	4
4	EVBARXX-01	BARRE DE SUPPORT / SUPPORT BAR	1
7.1		CHEVILLE / WALL PLUG #6-1	8
7.2		VIS AUTO-PERCANTE / SELF DRILLING SCREW #8-3/8	6
7.3		VIS AUTO-PERCANTE / SELF DRILLING SCREW #8-1 1/4	6
7.4		CAPUCHON COUVRE-VIS / SCREW CAP #8-8	8

LEGEND / LÉGENDE
 XX = FINISH/FINI (11, 25, 33)
 ** = LENGTH / LONGUEUR (54, 60, 79, 86 ETC)
 ++ = CODE / CODE (AC, ABN)

V56312

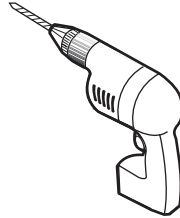
OUTILS REQUIS / TOOLS REQUIRED



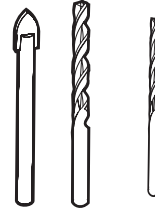
PINCE SERRE ÉTAU
LONG NOSE LOCKING PLIER



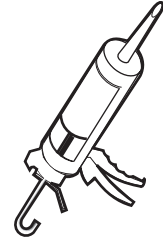
TOURNEVIS
SCREWDRIVERS



PERCEUSE
DRILL



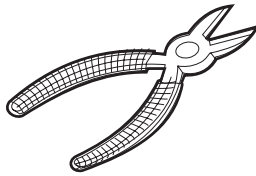
MÈCHE Ø1/4" & Ø1/8"
Ø1/4" & Ø1/8" DRILL BITS



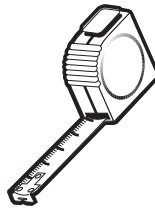
CELLANT
SILICONE



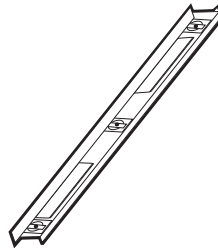
CRAYON
PENCIL



PINCE COUPANTE
CUTTING PLIER



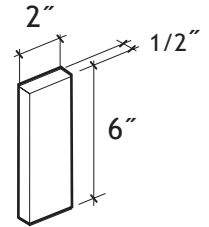
RUBAN À MESURER
TAPE MEASURE



NIVEAU
LEVEL



MAILLET
MALLET



BLOC
BLOCK

INSTALLATION DES COMPOSANTES / COMPONENTS INSTALLATION


- Barre de support
 - Support bar
- Voir page 15-16
See page 15-16

- Panneau de retour
- Supports inférieurs

- Return panel
- Bottom clips

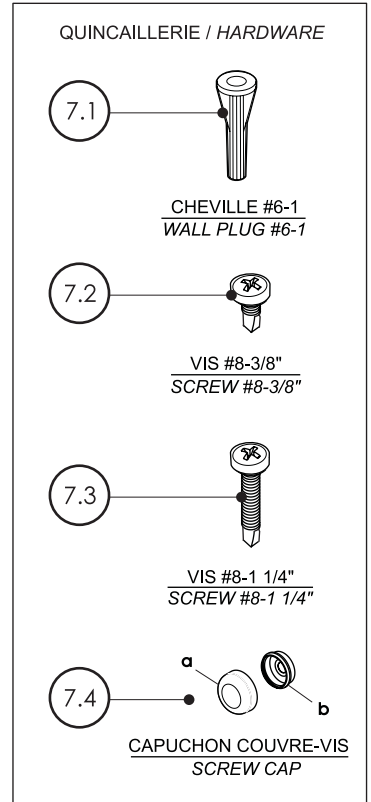
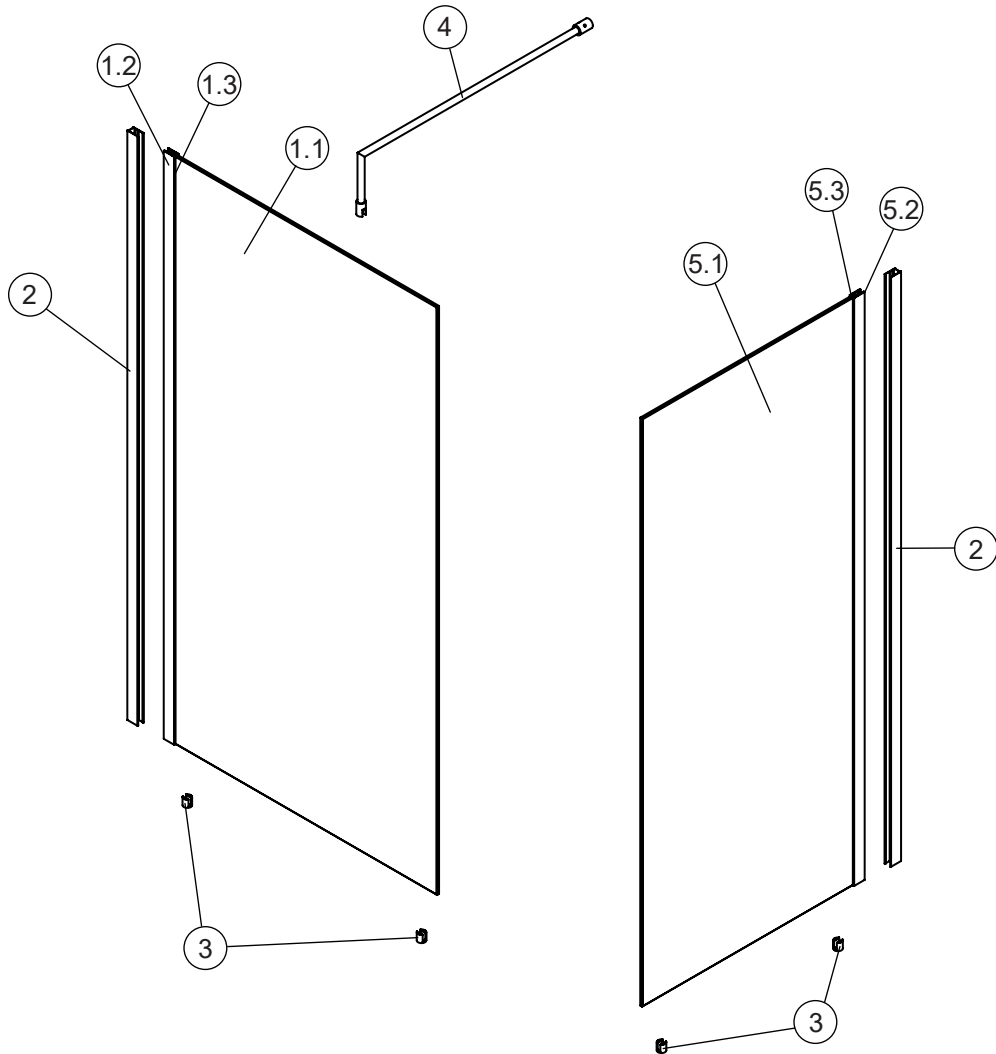


Voir page 13-14
See page 13-14



V6310

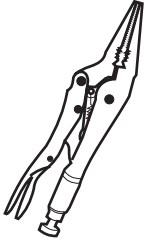
LISTE DES PIÈCES / PARTS LISTING



ITEM NO.	FLEURCO CODE	PIÈCES / PARTS	QTY
1.1		PANNEAU FIXE / FIXED PANEL	1
1.2	++15417-80	EXTENSEUR / EXPANDER	1
1.3	VINYPLAT-10MM	JOINT D'ÉTANCHÉITÉ / GASKET	1
2	++15419-80	JAMBAGE / WALL JAMB	2
3	EVBS CLIP10-XX	SUPPORT INFÉRIEUR / BOTTOM CLIP	4
4	EVBARXX-01	BARRE DE SUPPORT / SUPPORT BAR	1
5.1		PANNEAU DE RETOUR / RETURN PANEL	1
5.2	++15417-80	EXTENSEUR / EXPANDER	1
5.3	VINYPLAT-10MM	JOINT D'ÉTANCHÉITÉ / GASKET	1
7.1		CHEVILLE / WALL PLUG #6-1	8
7.2		VIS AUTO-PERCANTE / SELF DRILLING SCREW #8-3/8	6
7.3		VIS AUTO-PERCANTE / SELF DRILLING SCREW #8-1 1/4	6
7.4		CAPUCHON COUVRE-VIS / SCREW CAP #8-8	8

V6310

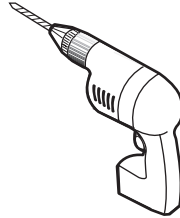
OUTILS REQUIS / TOOLS REQUIRED



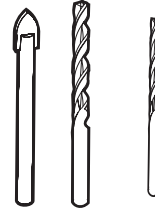
PINCE SERRE ÉTAU
LONG NOSE LOCKING PLIER



TOURNEVIS
SCREWDRIVERS



PERCEUSE
DRILL



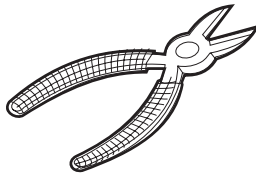
MÈCHE Ø1/4" & Ø1/8"
Ø1/4" & Ø1/8" DRILL BITS




CELLANT
SILICONE



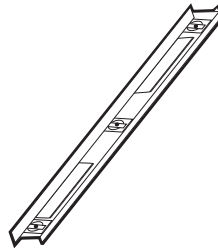
CRAYON
PENCIL



PINCE COUPANTE
CUTTING PLIER



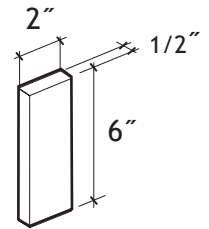
RUBAN À MESURER
TAPE MEASURE



NIVEAU
LEVEL



MAILLET
MALLET



BLOC
BLOCK

INSTALLATION DES COMPOSANTES / COMPONENTS INSTALLATION

- Barre de support
 - Support bar
- Voir page 15-16
See page 15-16

- Panneau de retour
- Supports inférieurs

- Return panel
- Bottom clips



Voir page 13-14
See page 13-14

